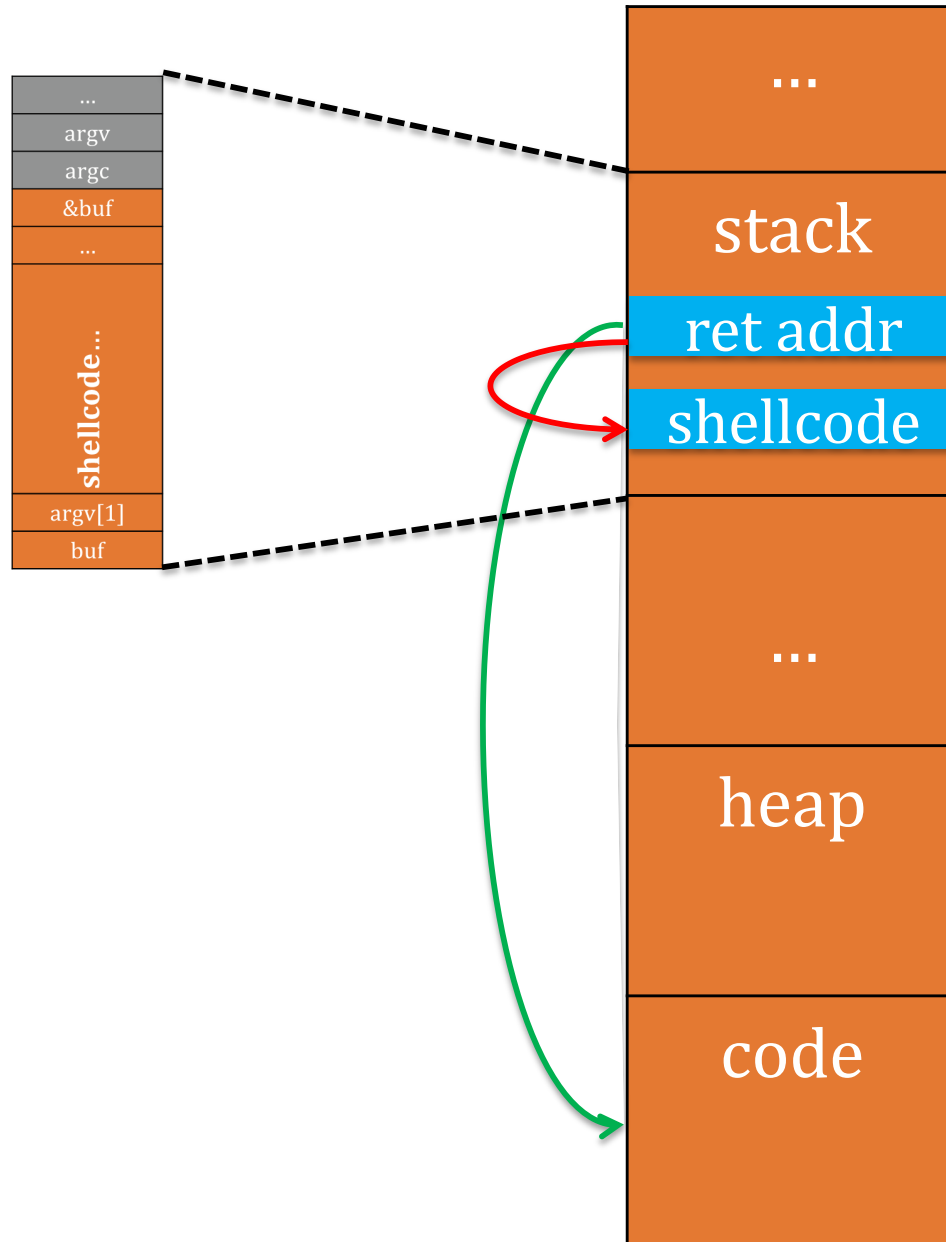


CS165 – Computer Security

Return-Oriented Programming

February 1, 2024

Attacks Injecting Shellcode



Injection Requirements

- What is **required** for a code injection attack?
 - Appreciated by the adversary...
 - That is **not expected** in practice?

Gratuity

APPRECIATED

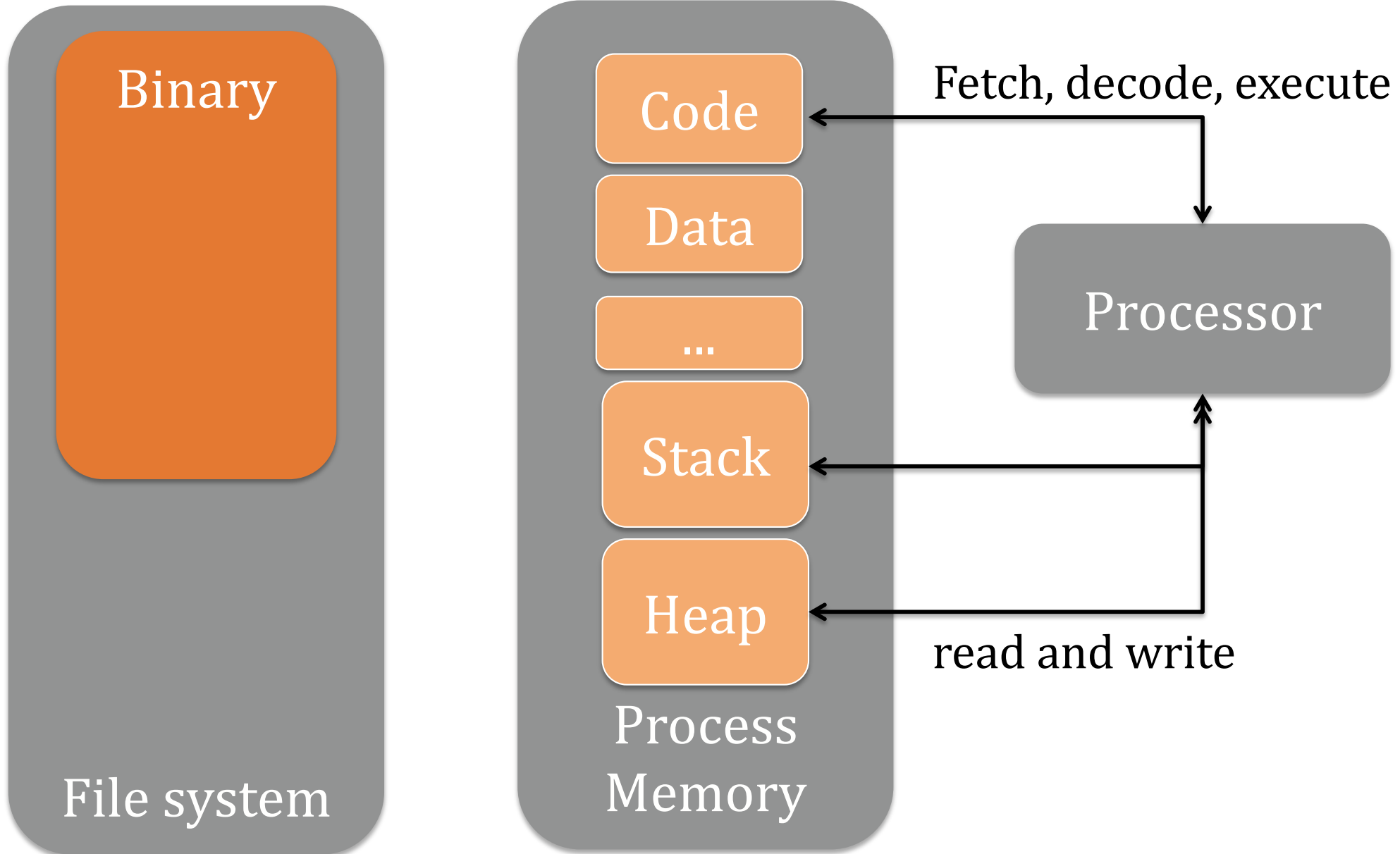
BUT NOT

EXPECTED

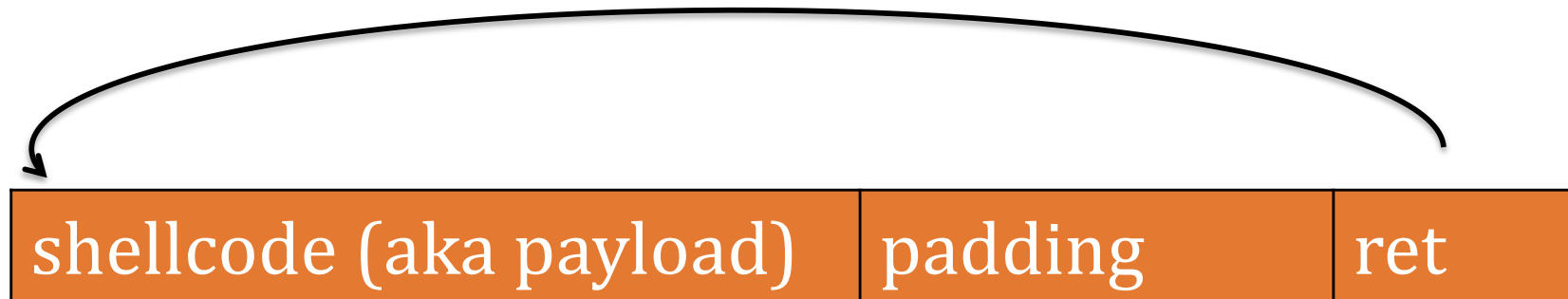
Injection Requirements

- What is required for a code injection attack?
 - Appreciated by the adversary...
 - That is not expected in practice?
- **Answer:** Execute stack memory
 - Code is injected in stack memory
 - So, we must be able to execute stack memory
- Must all memory be executable?
 - Recall page permissions

Basic Execution



Control Flow Hijack: Always control + computation



computation

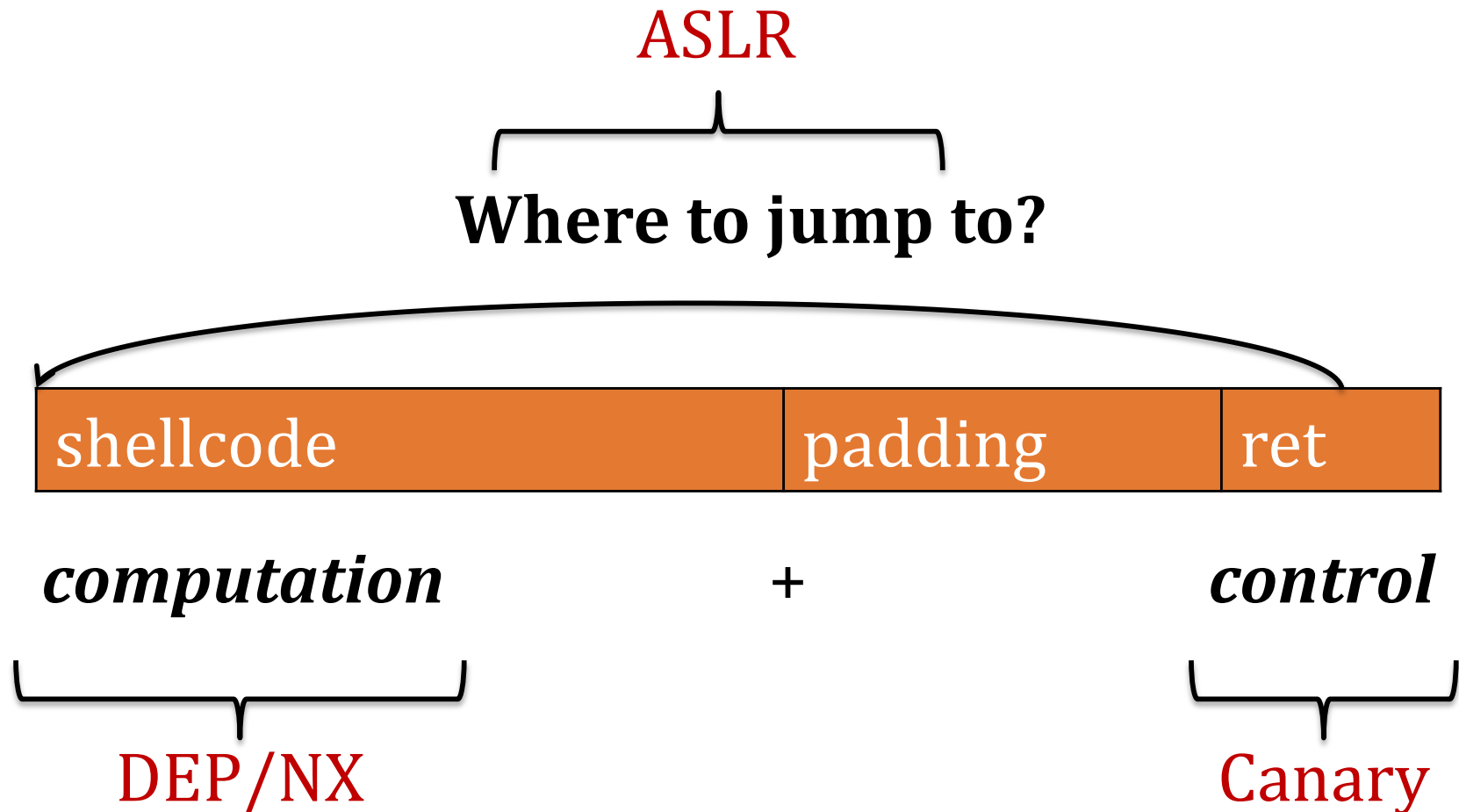
+

control

Return-oriented programming (ROP):
shellcode without code injection

Acknowledgement: Some slides from David Brumley , Ed Schwartz, Kevin Snow, and Lucas Davi

Control-Flow Hijacking Defenses



Wikipedia: “the historic practice of using canaries in coal mines, since they would be affected by toxic gases earlier than the miners, thus providing a biological warning system.”

Canary / Stack Cookies

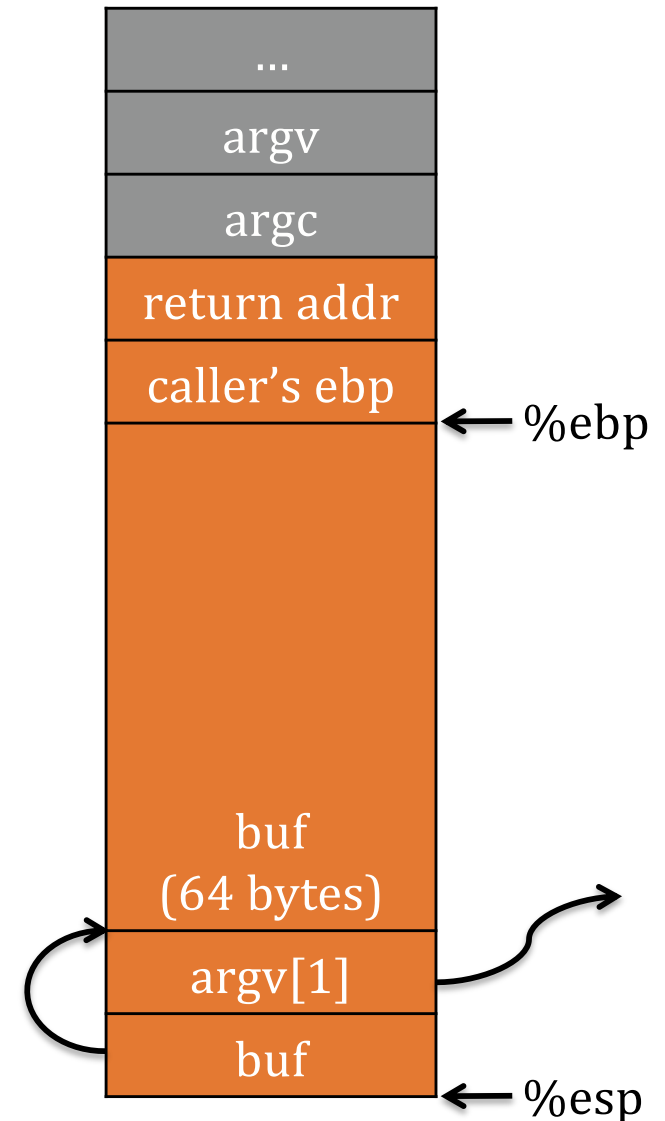


“A”x68 . “\xEF\xBE\xAD\xDE”

```
#include<string.h>
int main(int argc, char **argv) {
    char buf[64];
    strcpy(buf, argv[1]);
}
```

Dump of assembler code for function main:

```
0x080483e4 <+0>: push    %ebp
0x080483e5 <+1>: mov     %esp,%ebp
0x080483e7 <+3>: sub    $72,%esp
0x080483ea <+6>: mov    12(%ebp),%eax
0x080483ed <+9>: mov    4(%eax),%eax
0x080483f0 <+12>: mov    %eax,4(%esp)
0x080483f4 <+16>: lea   -64(%ebp),%eax
0x080483f7 <+19>: mov    %eax,(%esp)
0x080483fa <+22>: call  0x8048300 <strcpy@plt>
0x080483ff <+27>: leave
0x08048400 <+28>: ret
```

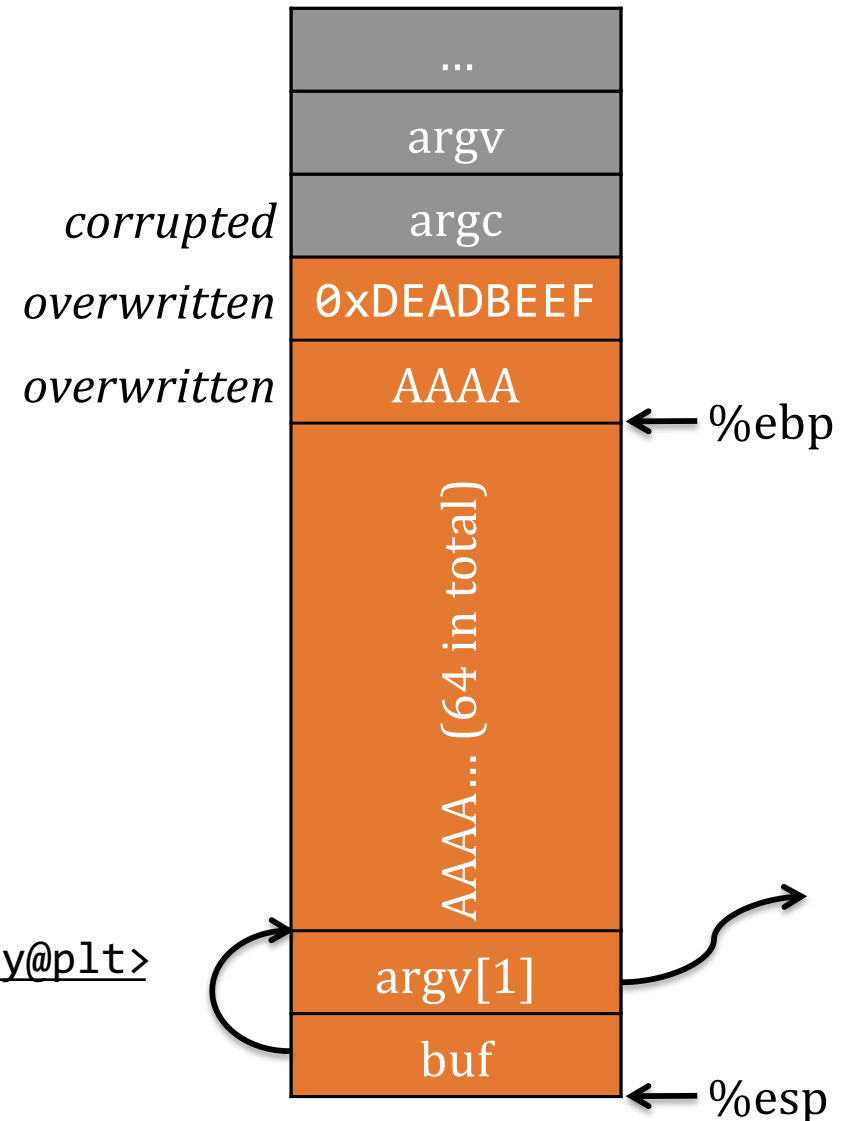


“A”x68 . “\xEF\xBE\xAD\xDE”

```
#include<string.h>
int main(int argc, char **argv) {
    char buf[64];
    strcpy(buf, argv[1]);
}
```

Dump of assembler code for function main:

```
0x080483e4 <+0>: push    %ebp
0x080483e5 <+1>: mov     %esp,%ebp
0x080483e7 <+3>: sub    $72,%esp
0x080483ea <+6>: mov    12(%ebp),%eax
0x080483ed <+9>: mov    4(%eax),%eax
0x080483f0 <+12>: mov    %eax,4(%esp)
0x080483f4 <+16>: lea   -64(%ebp),%eax
0x080483f7 <+19>: mov    %eax,(%esp)
0x080483fa <+22>: call  0x8048300 <strcpy@plt>
0x080483ff <+27>: leave
0x08048400 <+28>: ret
```

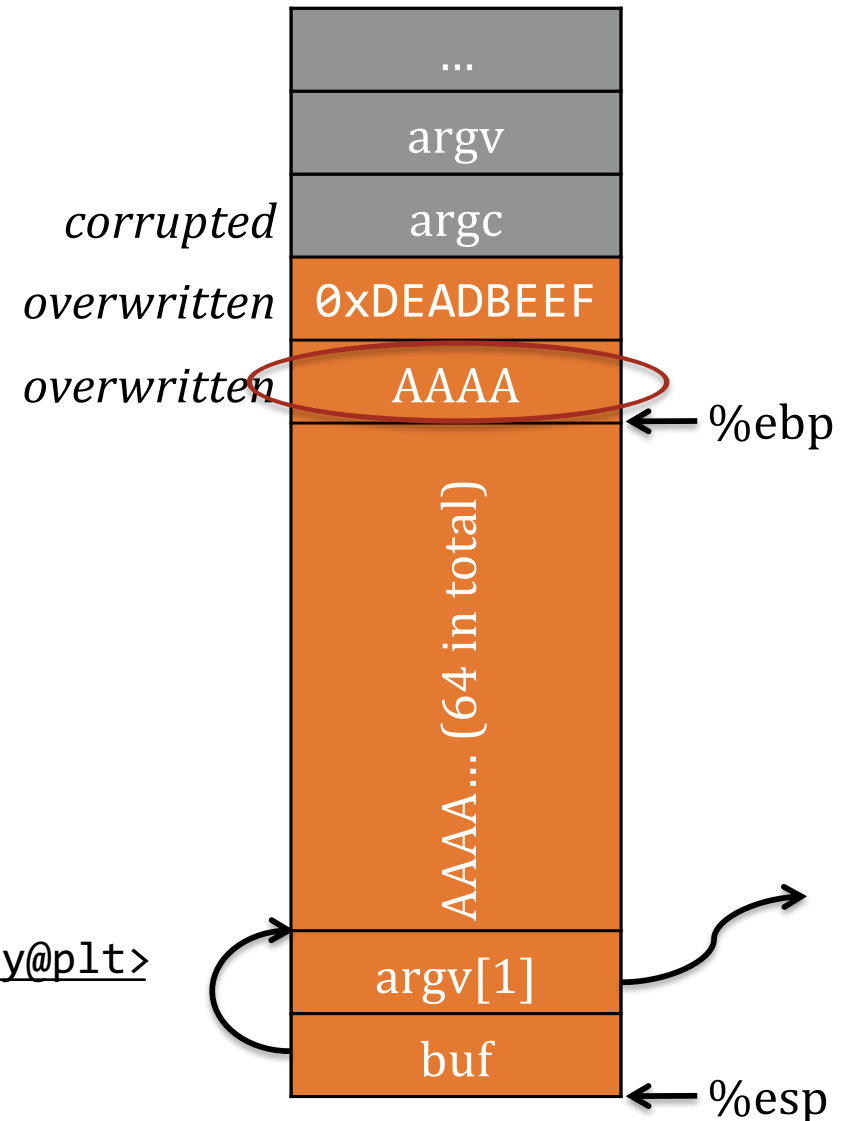


“A”x68 . “\xEF\xBE\xAD\xDE”

```
#include<string.h>
int main(int argc, char **argv) {
    char buf[64];
    strcpy(buf, argv[1]);
}
```

Dump of assembler code for function main:

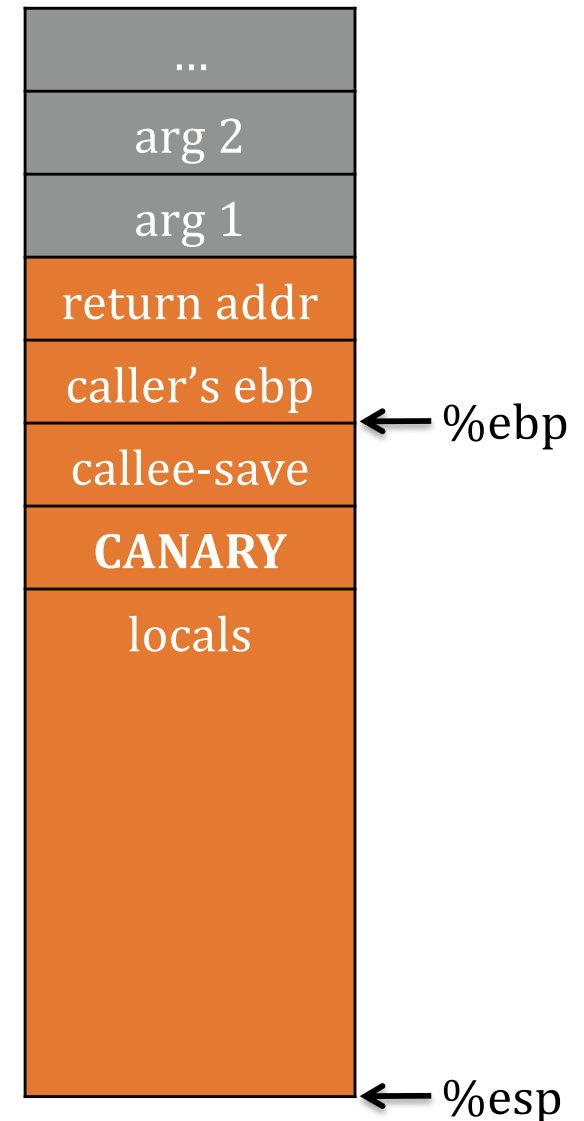
```
0x080483e4 <+0>: push    %ebp
0x080483e5 <+1>: mov     %esp,%ebp
0x080483e7 <+3>: sub    $72,%esp
0x080483ea <+6>: mov    12(%ebp),%eax
0x080483ed <+9>: mov    4(%eax),%eax
0x080483f0 <+12>: mov    %eax,4(%esp)
0x080483f4 <+16>: lea   -64(%ebp),%eax
0x080483f7 <+19>: mov    %eax,(%esp)
0x080483fa <+22>: call  0x8048300 <strcpy@plt>
0x080483ff <+27>: leave
0x08048400 <+28>: ret
```



StackGuard [Cowen et al. 1998]

Idea:

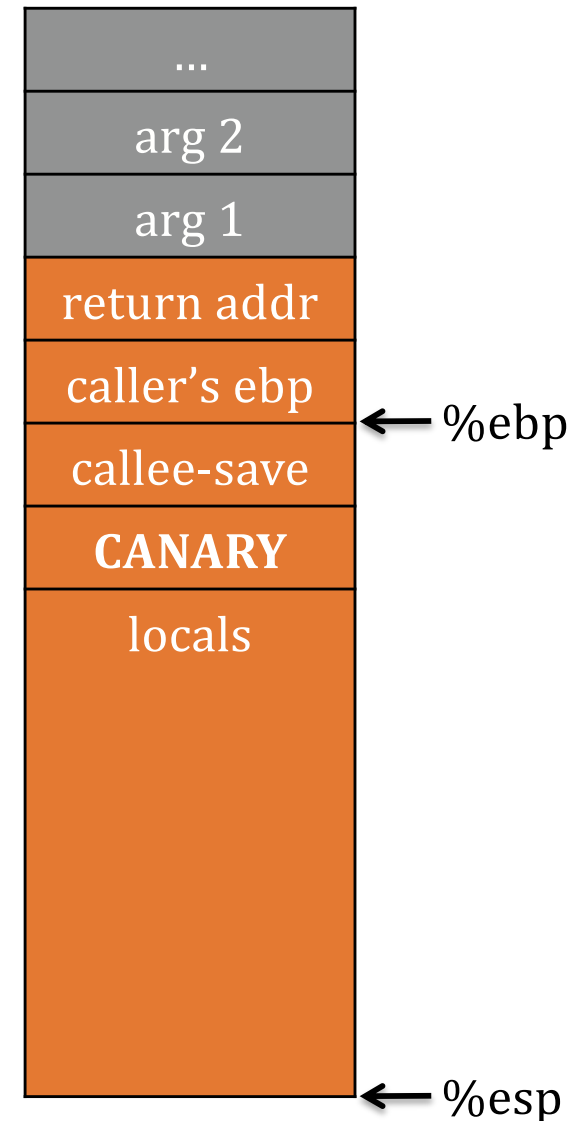
- prologue introduces a *canary word* between return addr and locals



StackGuard [Cowen et al. 1998]

Idea:

- prologue introduces a *canary word* between return addr and locals
- epilogue checks canary before function returns



Canary Scorecard

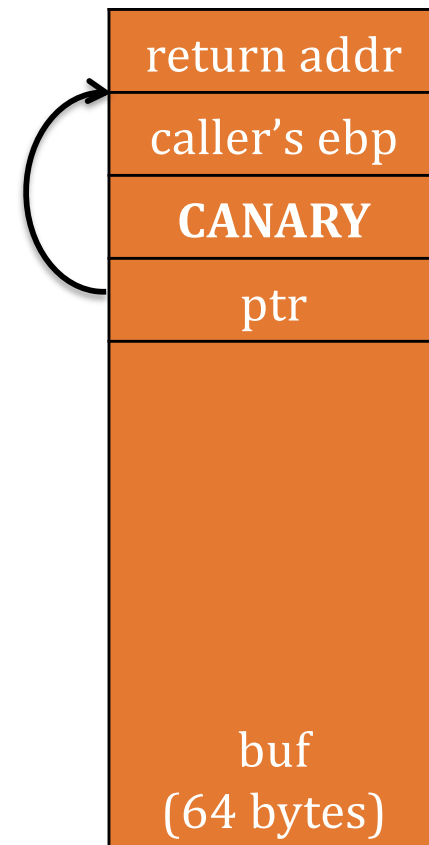
Aspect	Canary
Performance	<ul style="list-style-type: none">• several instructions per function• time: a few percent on average• size: can optimize away in safe functions (but see MS08-067 *)
Deployment	<ul style="list-style-type: none">• recompile suffices; no code change
Compatibility	<ul style="list-style-type: none">• perfect—invisible to outside
Safety Guarantee	<ul style="list-style-type: none">• <i>not really...</i>

* <http://blogs.technet.com/b/srd/archive/2009/03/16/gs-cookie-protection-effectiveness-and-limitations.aspx>

Bypass: Data Pointer Corruption

Overwrite a data pointer *first*...

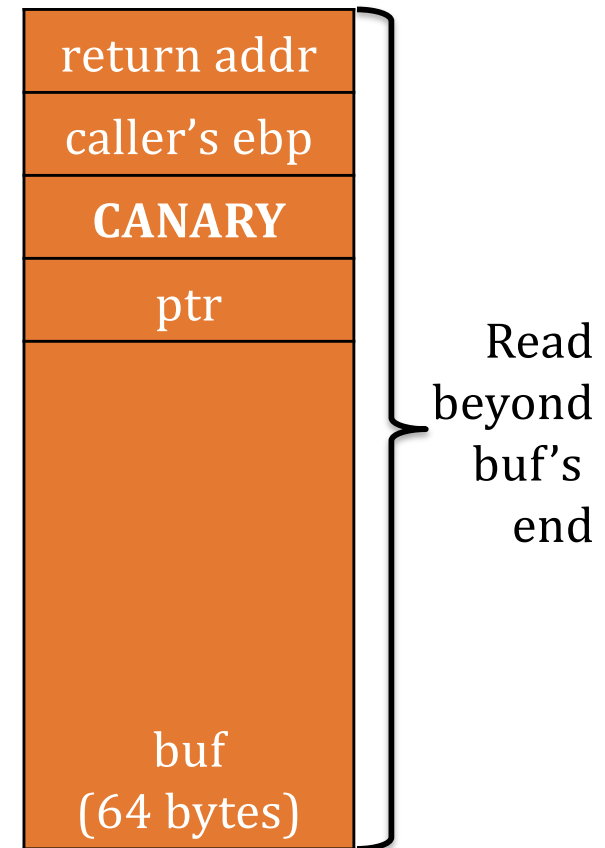
```
int *ptr;  
char buf[64];  
n = strlen(user1);  
memcpy(buf, user1, n);  
*ptr = user2;
```



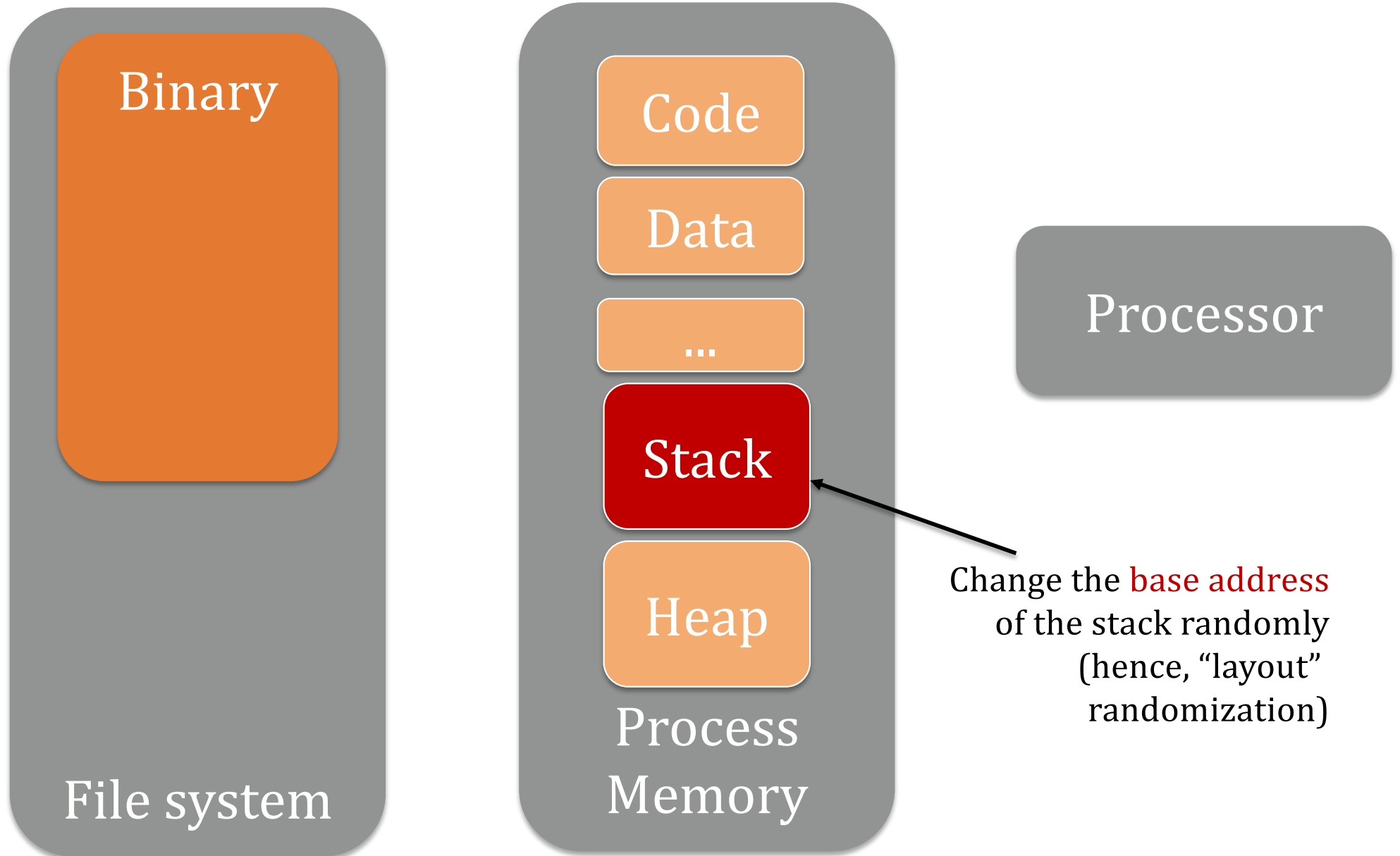
Bypass: Buffer Over-Read (Disclosure)

Read beyond the end of **buf** to find the canary value

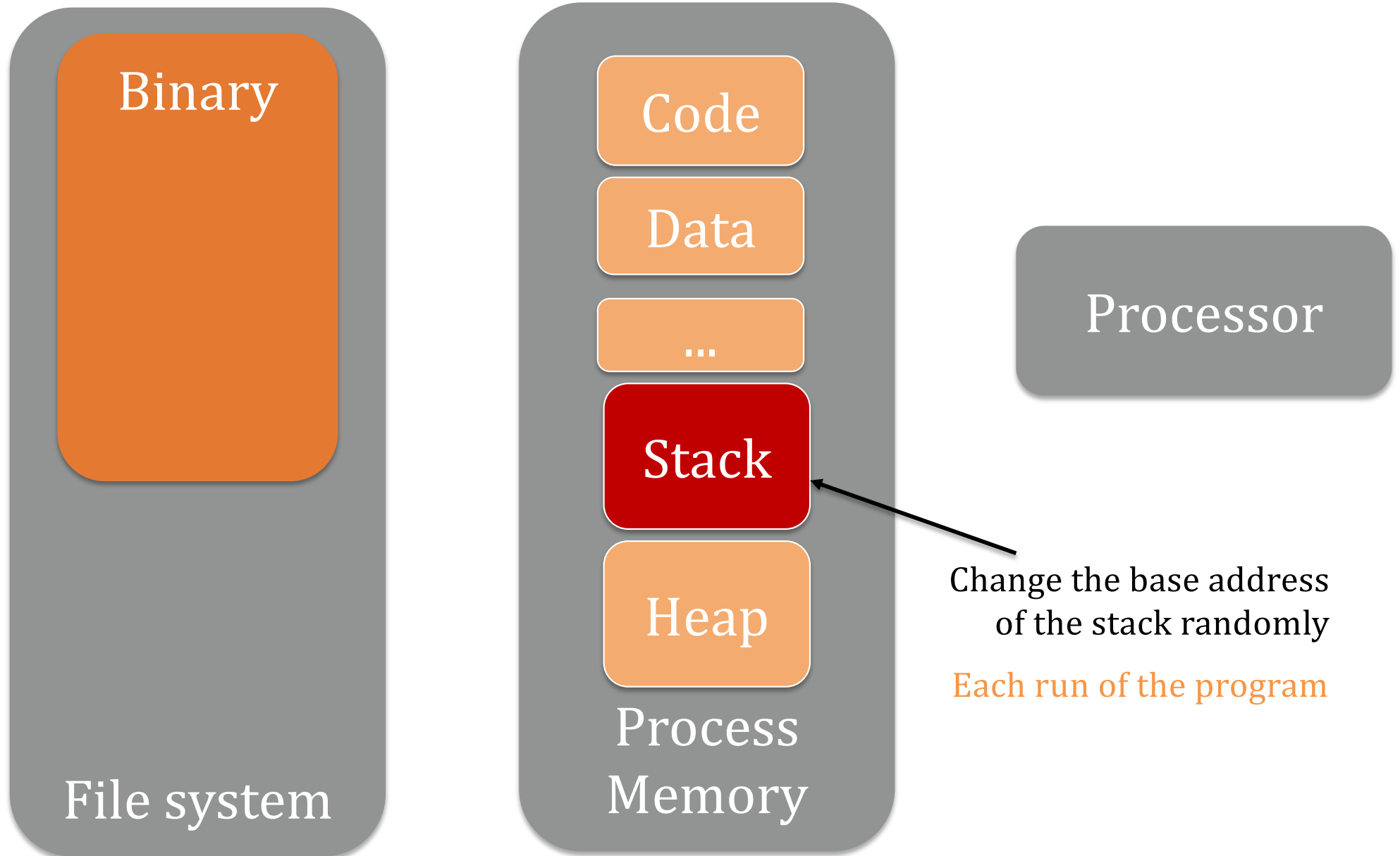
```
char user1[user2];  
char buf[64];  
memcpy(user1, buf, user2);  
printf("%s", user1);
```



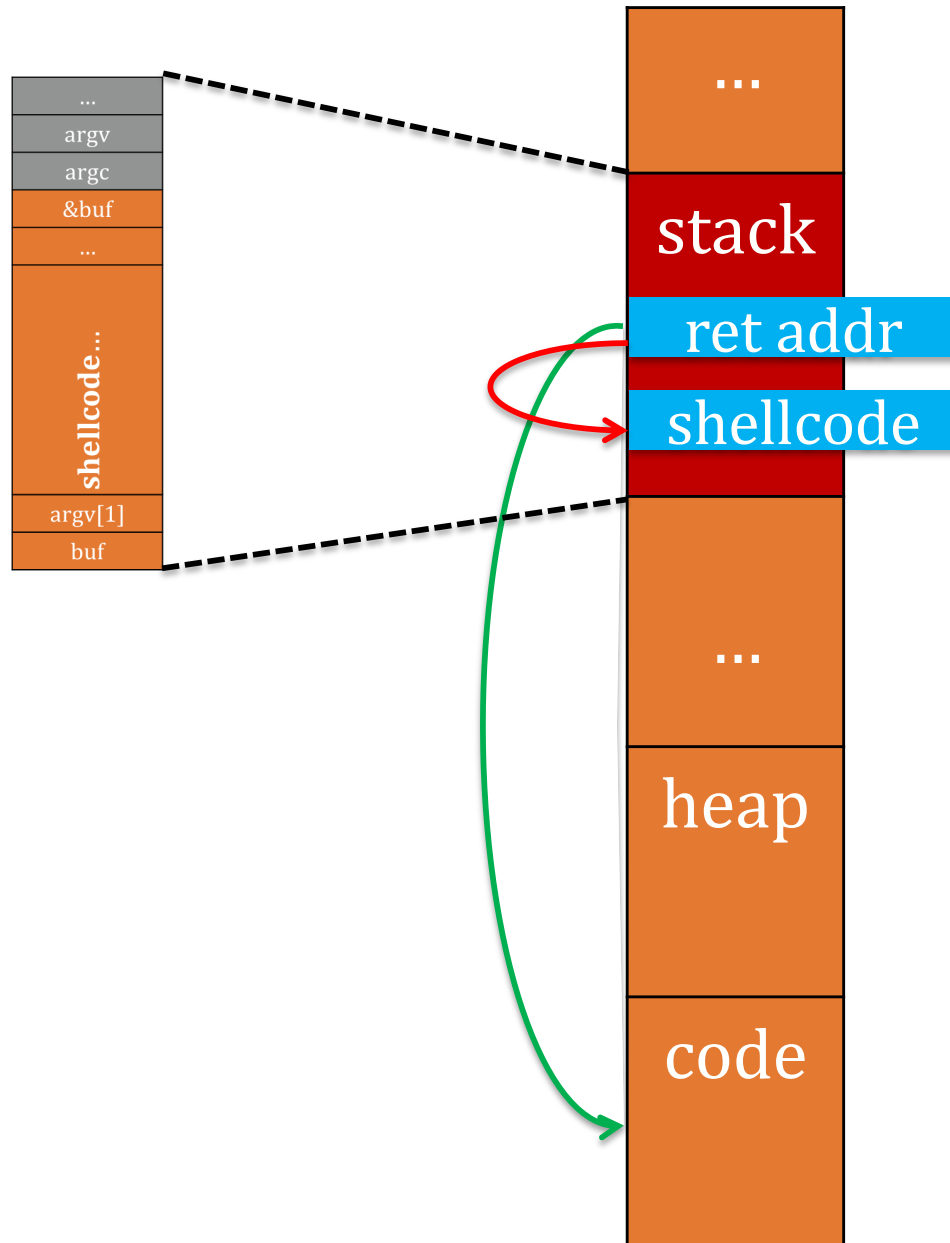
Address Space Layout Randomization



Address Space Layout Randomization



Thwarts Finding Shellcode



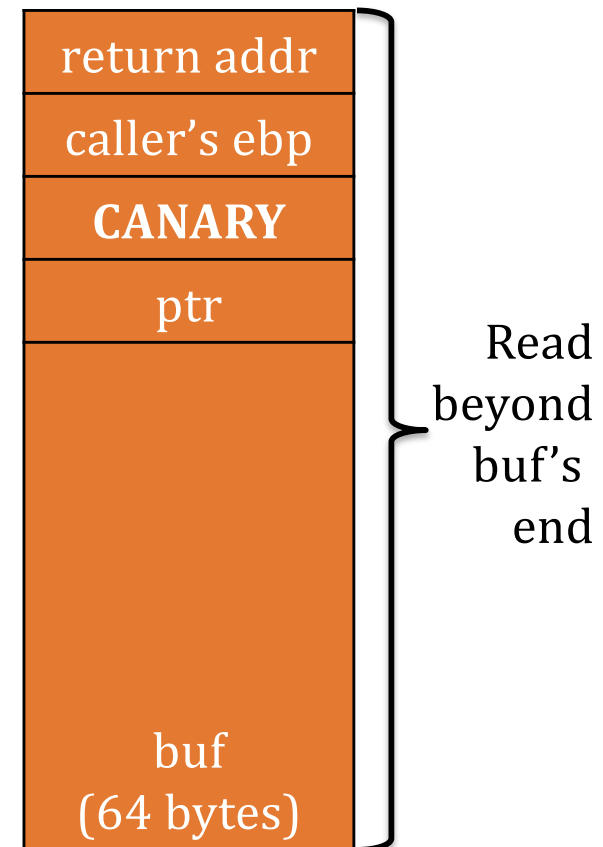
ASLR Scorecard

Aspect	ASLR
Performance	<ul style="list-style-type: none">• few instructions when allocating stack• time: very little overhead• size: use more space for stack, but not that large in general (and 64-bit addrs)
Deployment	<ul style="list-style-type: none">• recompile suffices; no code change
Compatibility	<ul style="list-style-type: none">• perfect—invisible to outside
Safety Guarantee	<ul style="list-style-type: none">• <i>not really...</i>

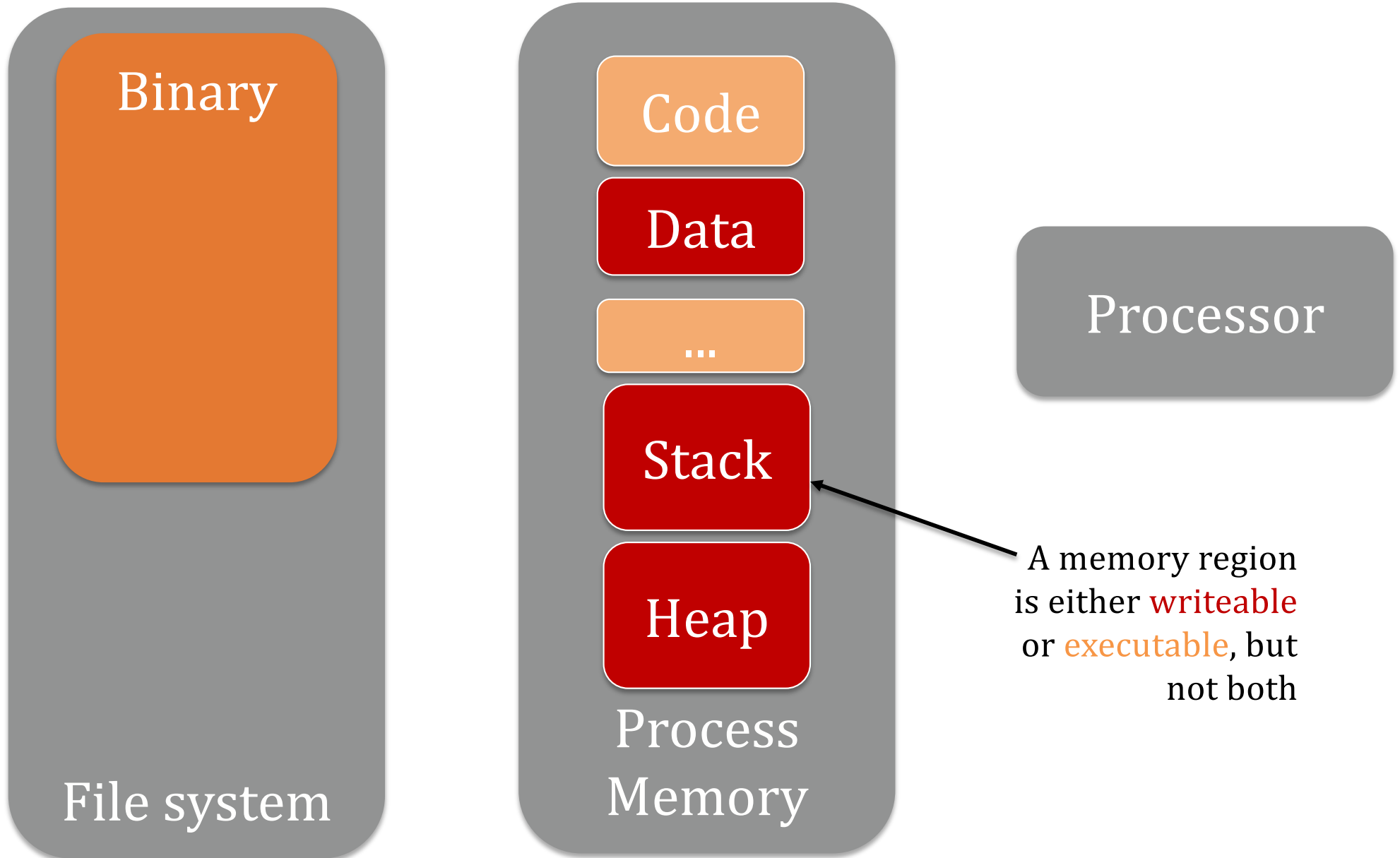
Bypass: Disclose Stack Pointer

Overread to read stack addresses to determine base address

```
char user1[user2];  
char buf[64];  
memcpy(user1, buf, user2);  
offset = &user1[64]-expect;
```



Data Execution Protection



DEP Scorecard

Aspect	DEP
Performance	<ul style="list-style-type: none">• already check page permissions• time: essentially none• size: one bit per page in page table
Deployment	<ul style="list-style-type: none">• recompile suffices; no code change
Compatibility	<ul style="list-style-type: none">• perfect—invisible to outside
Safety Guarantee	<ul style="list-style-type: none">• <i>Better, but...</i>

Disable DEP

- Can disable DEP

- There's a system call to change page protections

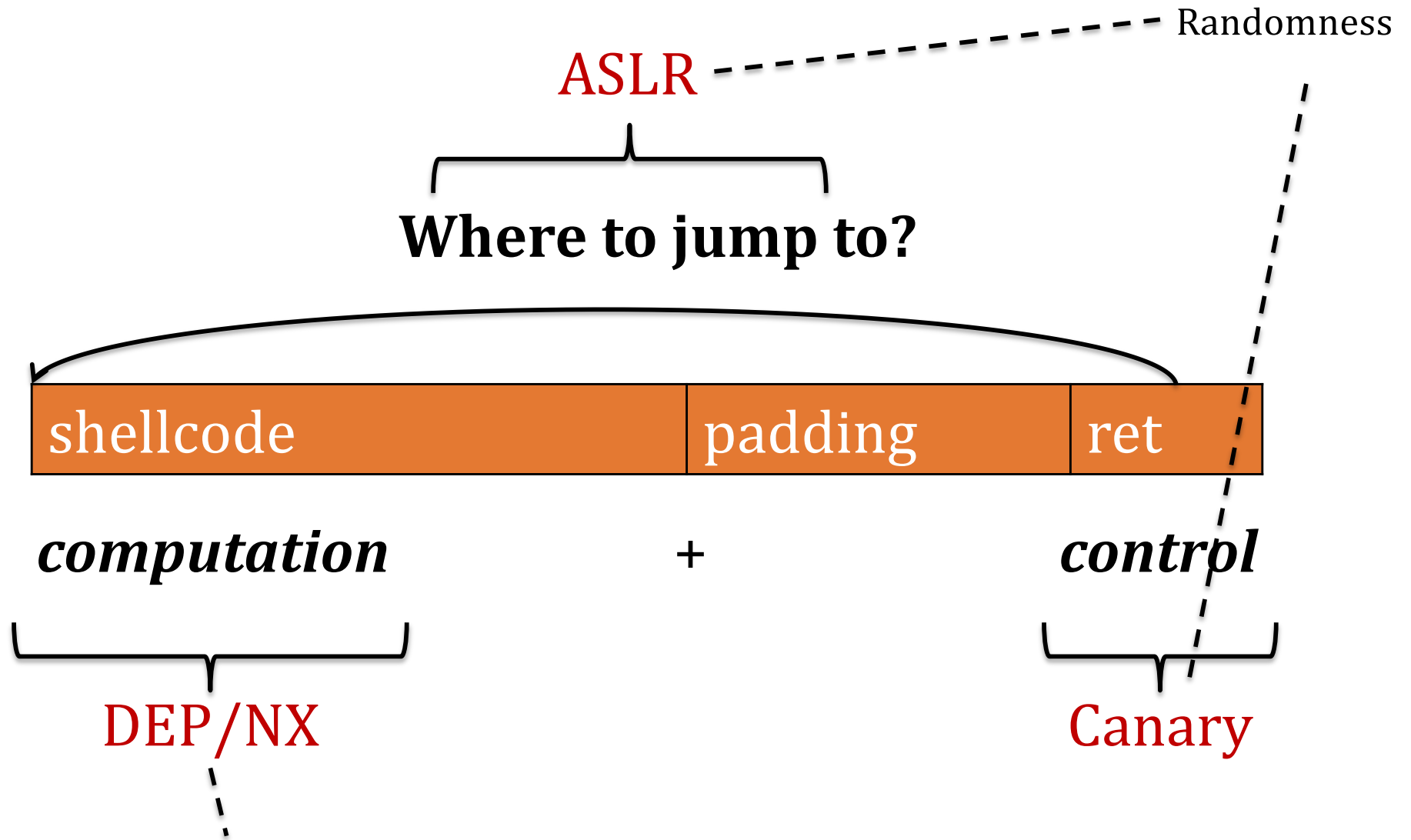
```
int mprotect(void *addr, size_t len, int prot);
```

- Sets protection for region of memory starting at address

- Invoke this system call to allow execution on stack and then start executing from the injected code

- But, **need to get shellcode running** to do this

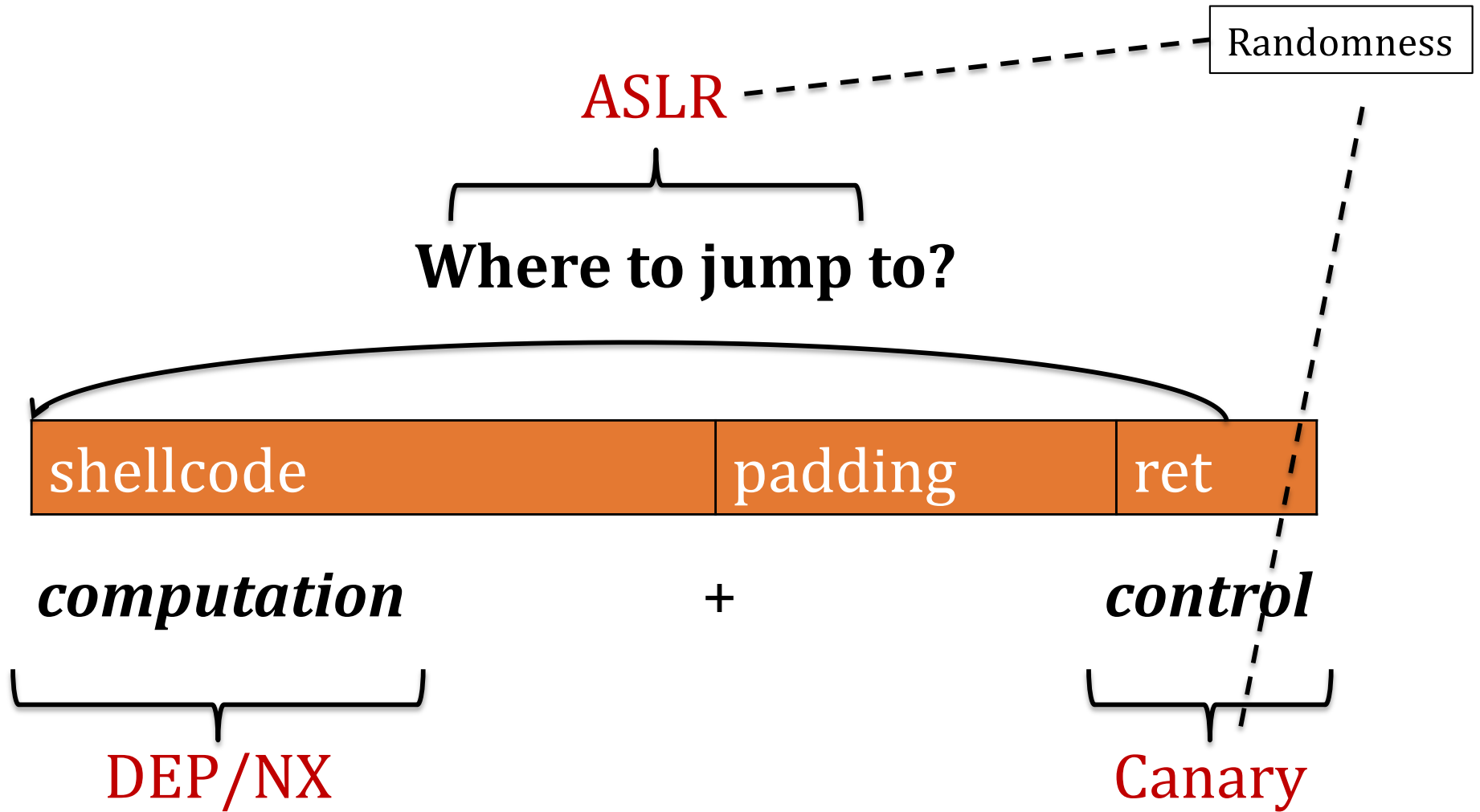
Summary



Eliminating “Mixing of data and code”

Summary

Bypassable



Eliminating "Mixing of data and code"

Agenda

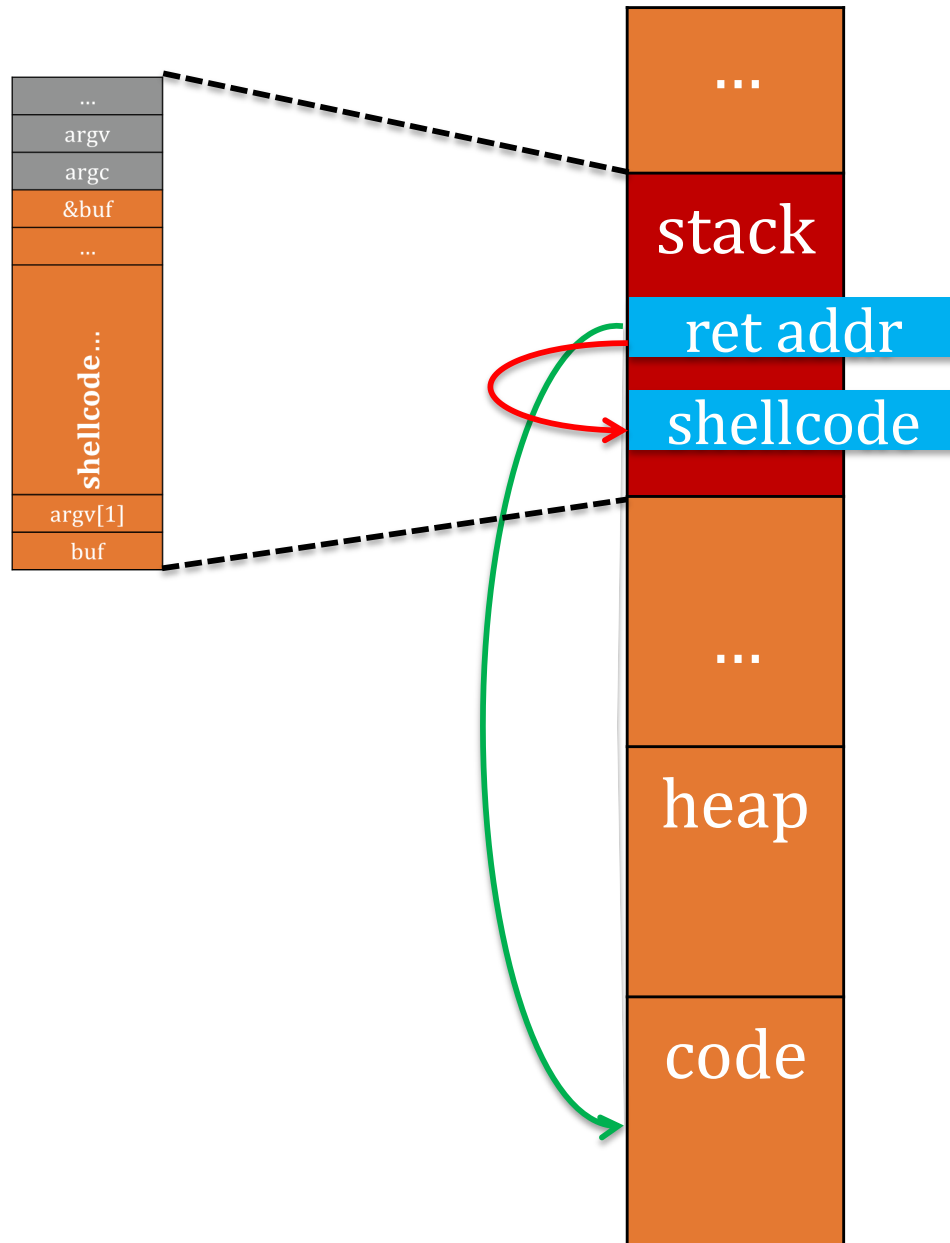
ROP Overview



Gadgets

Disassembling code

Thwarts Finding Shellcode



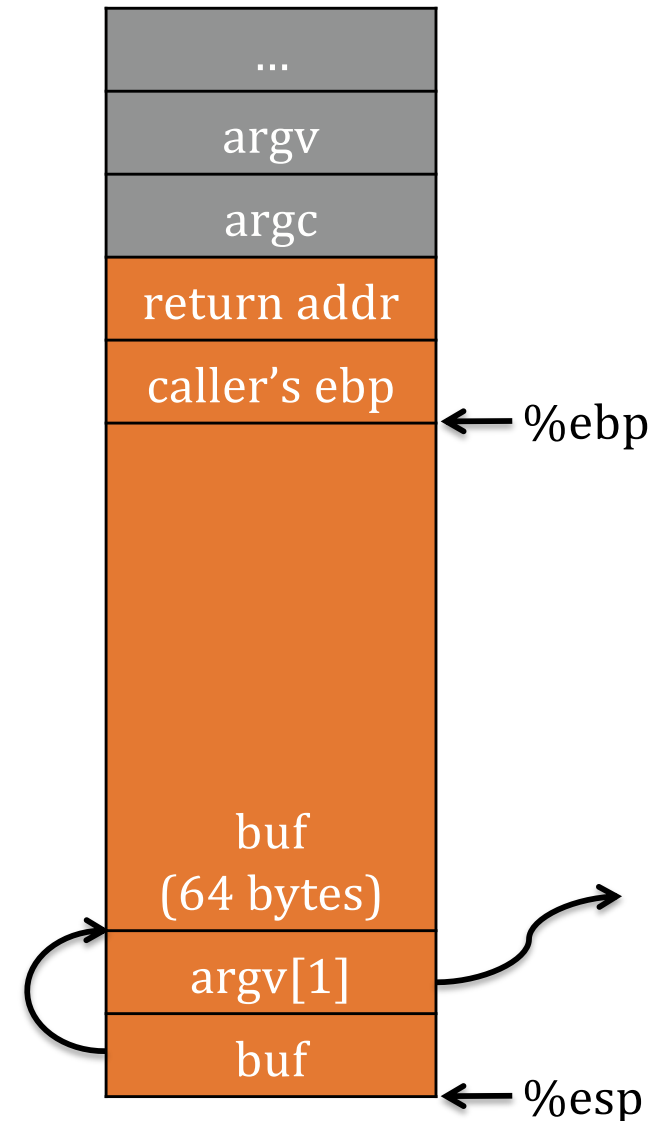
Motivation: Return-to-libc Attack

Bypassing DEP!

Overwrite return address with address of **libc** function

- setup fake return address and argument(s)
- ret will “call” libc function

No injected code!

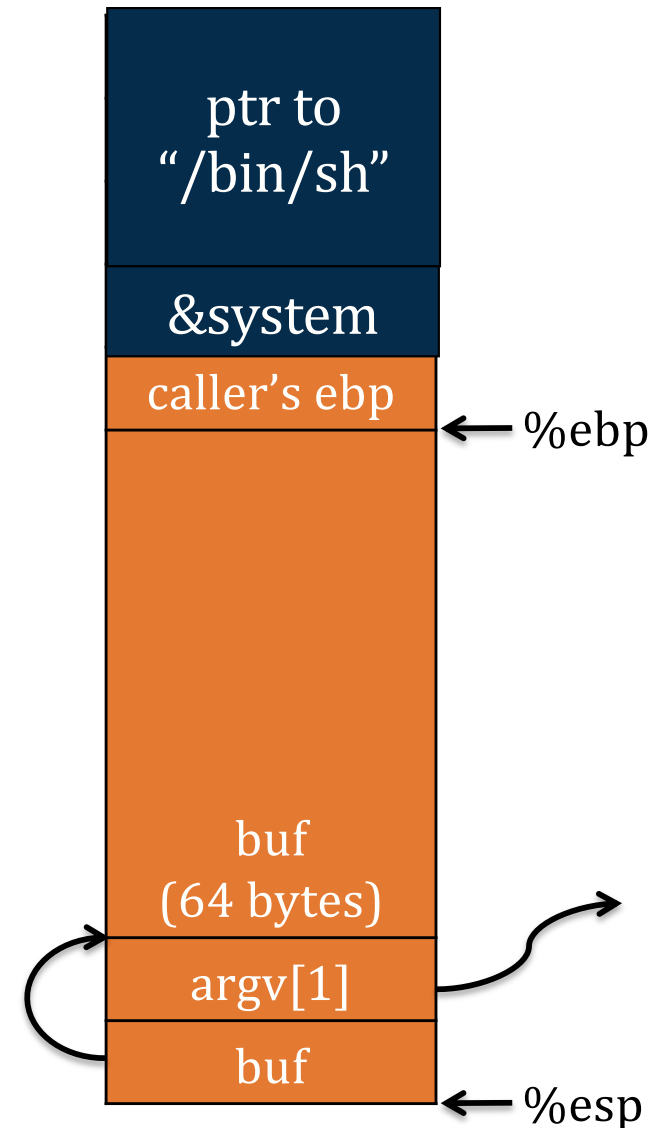


Motivation: Return-to-libc Attack

Overwrite return address with address of libc function

- setup fake return address and argument(s)
- ret will “call” libc function

No injected code!



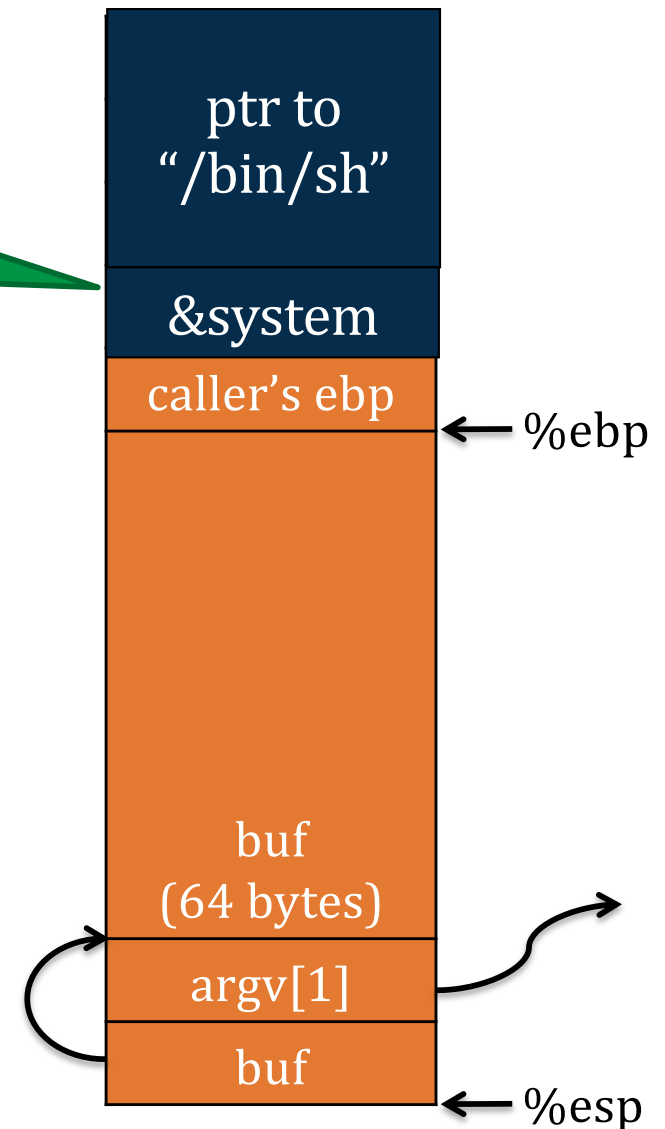
Motivation: Return-to-libc Attack

ret transfers control to system, which finds arguments on stack

Overwrite return address with address of libc function

- setup fake return address and argument(s)
- ret will “call” libc function

No injected code!



The New York Times

Saturday, January 6, 2007

Daily Blog Tips awarded the

Last week Darren Rowse, from the famous Prologger blog, announced the winners of his latest Group Writing Project called "Reviews and Predictions". Among

the Daily Blog Tips is attracting a vast audience of bloggers who are looking to improve their blogs. When asked about the success of his blog Daniel commented that

Ren
follo
imp
The
that
rela
the

The New York Times

Saturday, January 6, 2007

Daily Blog Tips awarded the

Last week Darren Rowse, from the famous Pro Blogger blog, announced the winners of his latest Group Writing Project called "Reviews and Predictions". Among the Daily Blog Tips is attracting a vast audience of bloggers who are looking to improve their blogs. When asked about the success of his blog Daniel commented that

Ren
follo
imp
The
that
rela
the

The New York Times

Saturday, January 6, 2007

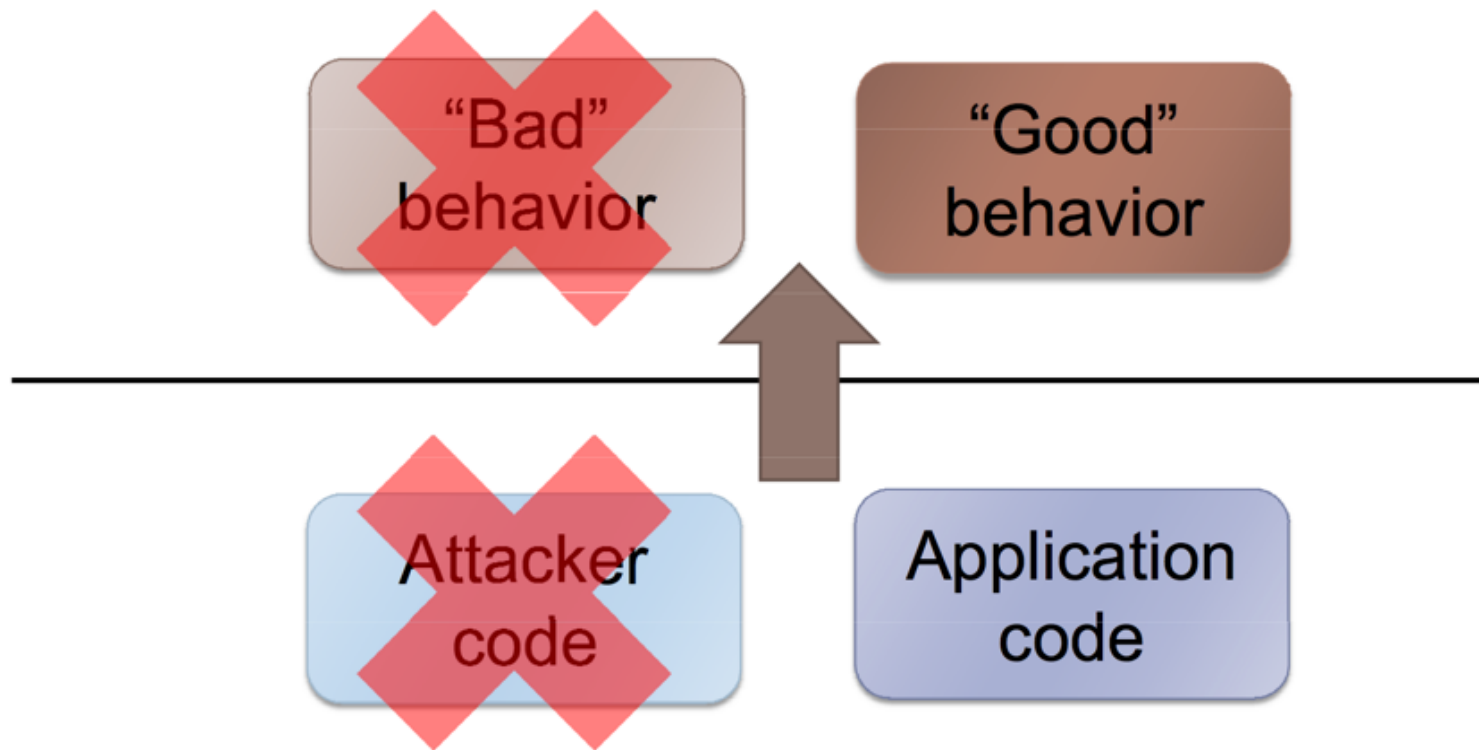
Daily Blog Tips awarded the

Last week Darren Rowse, the Daily Blog Tips is
from the famous attracting a vast audience
Prologger blog, of bloggers who are
announced the winners of looking to improve their
his latest Group Writing blogs. When asked about
Project called "Reviews the success of his blog
and Predictions". Among Daniel commented that

Re t u r n o r i e n t e d P r o g r a m m i n g

ROP Programming

Bad code versus bad behavior



Problem: this implication is false!

ROP Programming

attacker control of stack



arbitrary attacker computation and behavior
via return-into-libc techniques

(given any sufficiently large codebase to draw on)

ROP Programming: Key Steps

1. Disassemble code
2. Identify *useful* code sequences as gadgets
3. Assemble gadgets into desired shellcode

Agenda

ROP Overview

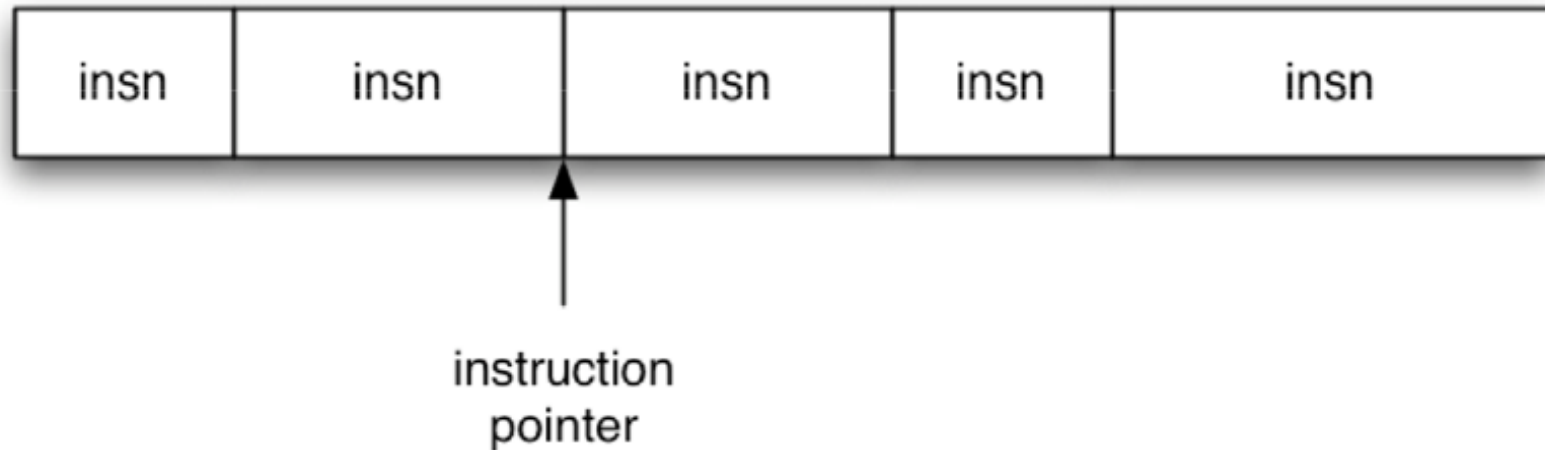


Gadgets



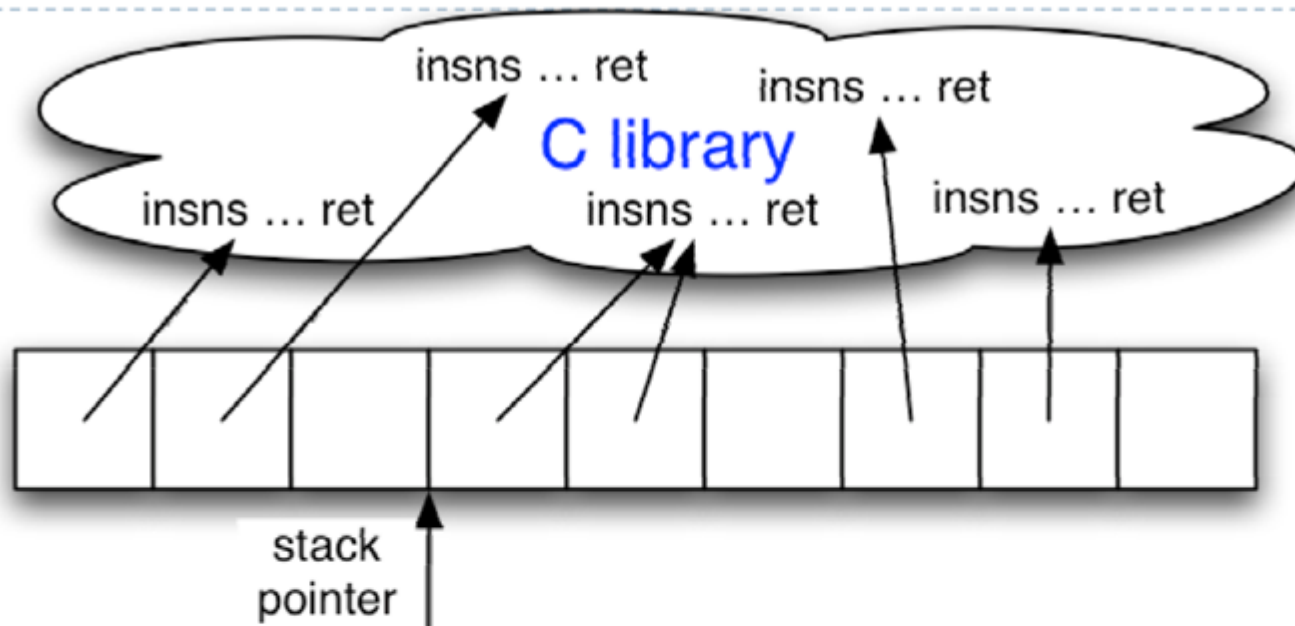
Disassembling code

Normal Execution



- The **instruction pointer** (`%eip`) determines which instruction to fetch and execute
- Once an instruction has executed, the processor **automatically increments `%eip`** to the next instruction

ROP Execution (On the Stack)



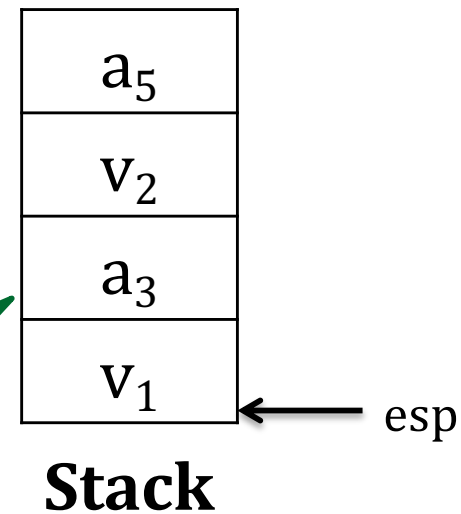
- The **stack pointer** (`%esp`) determines which **instruction sequence** to fetch and execute
- Once a sequence returns (executes "ret"), the processor **increments `%esp` to the next instruction sequence**

Gadgets

Mem[v2] = v1

Desired Logic

Suppose a_3
and a_5 on
stack



eax	
ebx	
eip	a_1

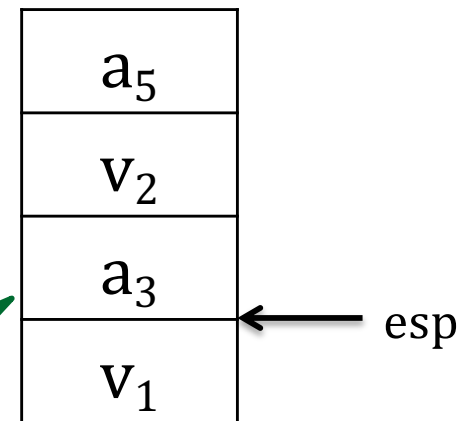
a_1 : pop eax;
 a_2 : ret
 a_3 : pop ebx;
 a_4 : ret
 a_5 : mov [ebx], eax

Gadgets

Mem[v2] = v1

Desired Logic

Suppose a₃
and a₅ on
stack



Stack

eax	v ₁
ebx	
eip	a ₁

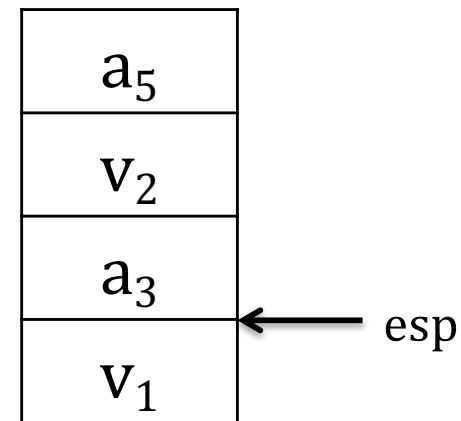
a₁: pop eax;
a₂: ret
a₃: pop ebx;
a₄: ret
a₅: mov [ebx], eax

Gadgets

Mem[v2] = v1

Desired Logic

eax	v ₁
ebx	
eip	a ₁



Stack

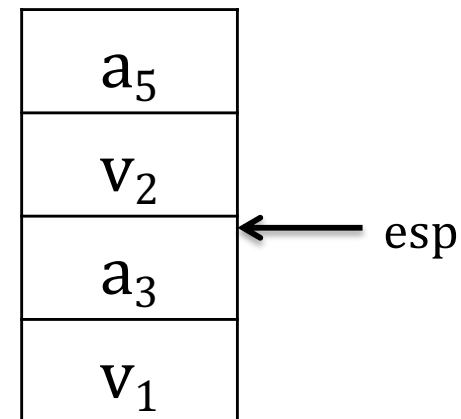
a₁: pop eax;
a₂: **ret**
a₃: pop ebx;
a₄: ret
a₅: mov [ebx], eax

Gadgets

Mem[v2] = v1

Desired Logic

eax	v ₁
ebx	
eip	a ₃



Stack

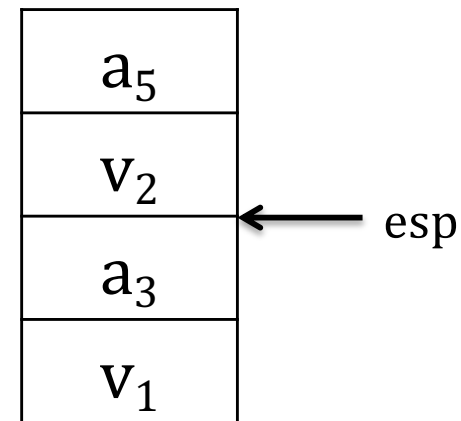
a₁: pop eax;
a₂: **ret**
a₃: pop ebx;
a₄: ret
a₅: mov [ebx], eax

Gadgets

Mem[v2] = v1

Desired Logic

eax	v1
ebx	
eip	a3



Stack

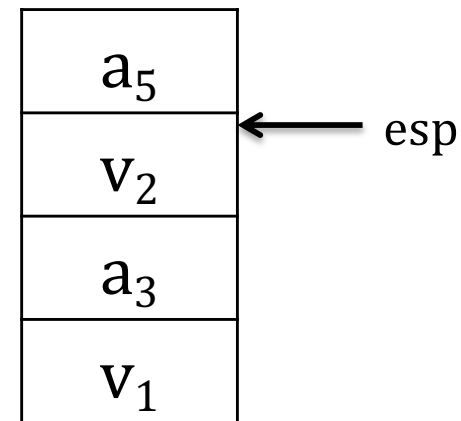
```
a1: pop eax;  
a2: ret  
a3: pop ebx;  
a4: ret  
a5: mov [ebx], eax
```

Gadgets

Mem[v2] = v1

Desired Logic

eax	v ₁
ebx	v ₂
eip	a ₃



Stack

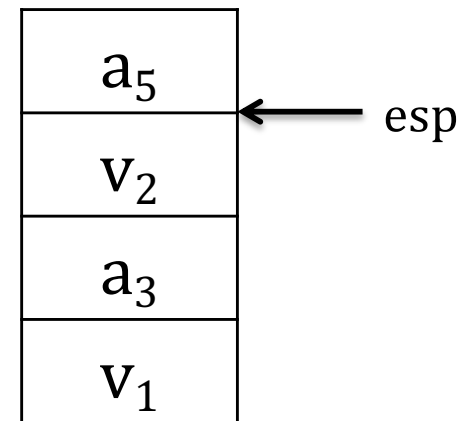
a₁: pop eax;
a₂: ret
a₃: pop ebx;
a₄: ret
a₅: mov [ebx], eax

Gadgets

Mem[v2] = v1

Desired Logic

eax	v ₁
ebx	v ₂
eip	a ₄



Stack

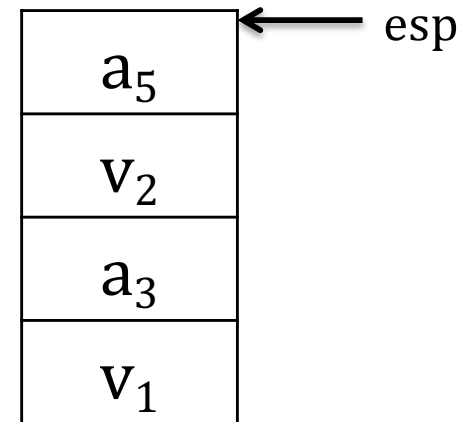
```
a1: pop eax;  
a2: ret  
a3: pop ebx;  
a4: ret  
a5: mov [ebx], eax
```

Gadgets

Mem[v2] = v1

Desired Logic

eax	v ₁
ebx	v ₂
eip	a ₅



Stack

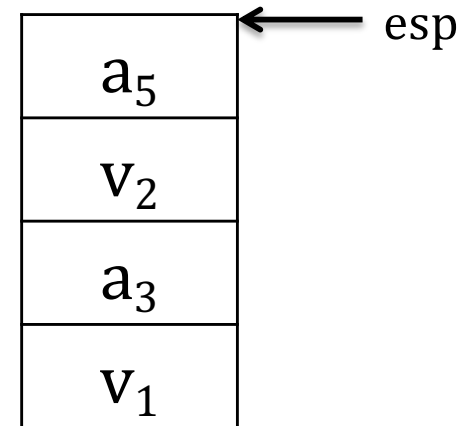
a₁: pop eax;
a₂: ret
a₃: pop ebx;
a₄: ret
a₅: mov [ebx], eax

Gadgets

Mem[v2] = v1

Desired Logic

eax	v ₁
ebx	v ₂
eip	a ₅



Stack

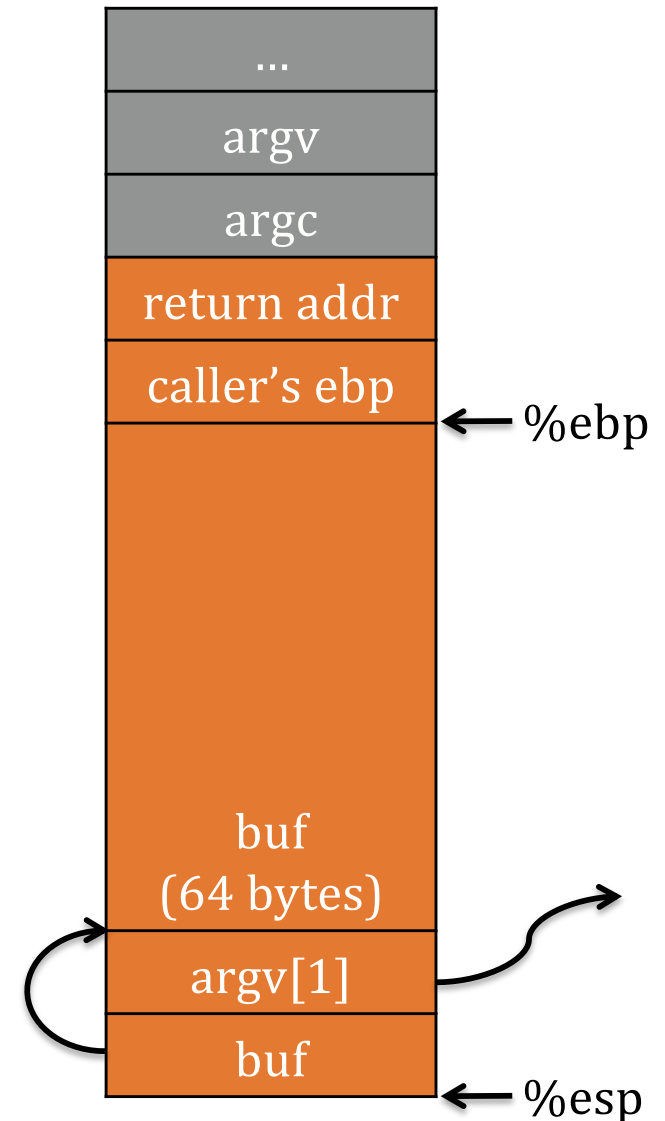
```
a1: pop eax;  
a2: ret  
a3: pop ebx;  
a4: ret  
a5: mov [ebx], eax
```

Return-Oriented Programming (ROP)

$\text{Mem}[v2] = v1$

Desired *Shellcode*

- Find needed instruction gadgets at addresses a_1 , a_2 , and a_3 in *existing* code
- Overwrite stack to execute a_1 , a_2 , and then a_3

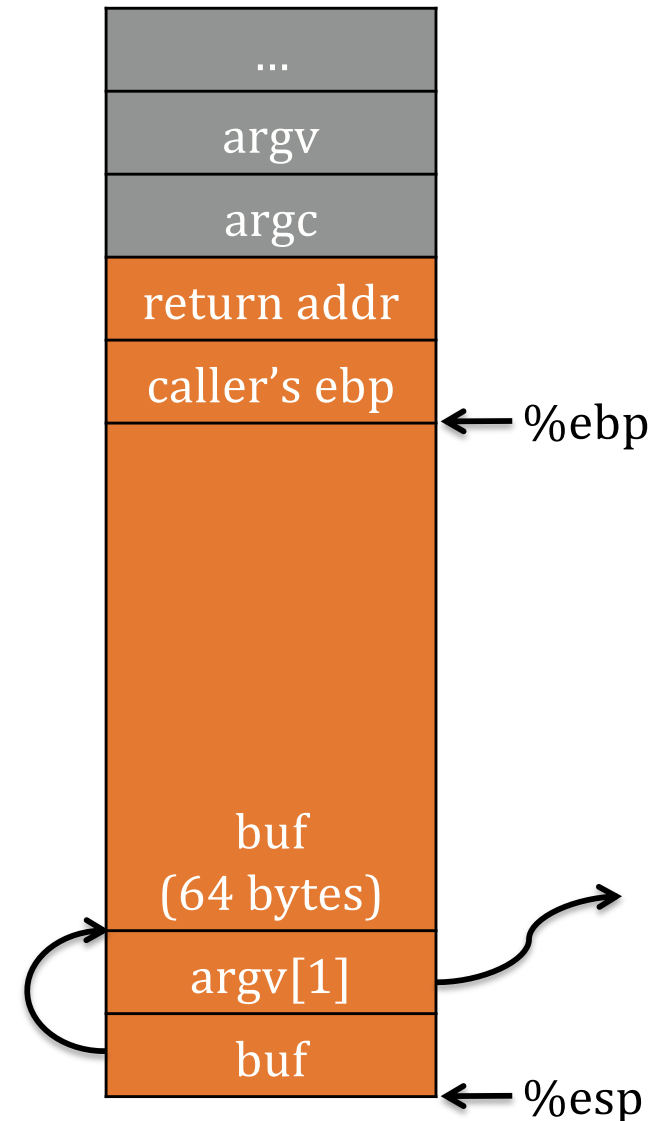


Return-Oriented Programming (ROP)

$\text{Mem}[v2] = v1$

Desired *Shellcode*

a_1 : pop eax; ret
 a_2 : pop ebx; ret
 a_3 : mov [ebx], eax

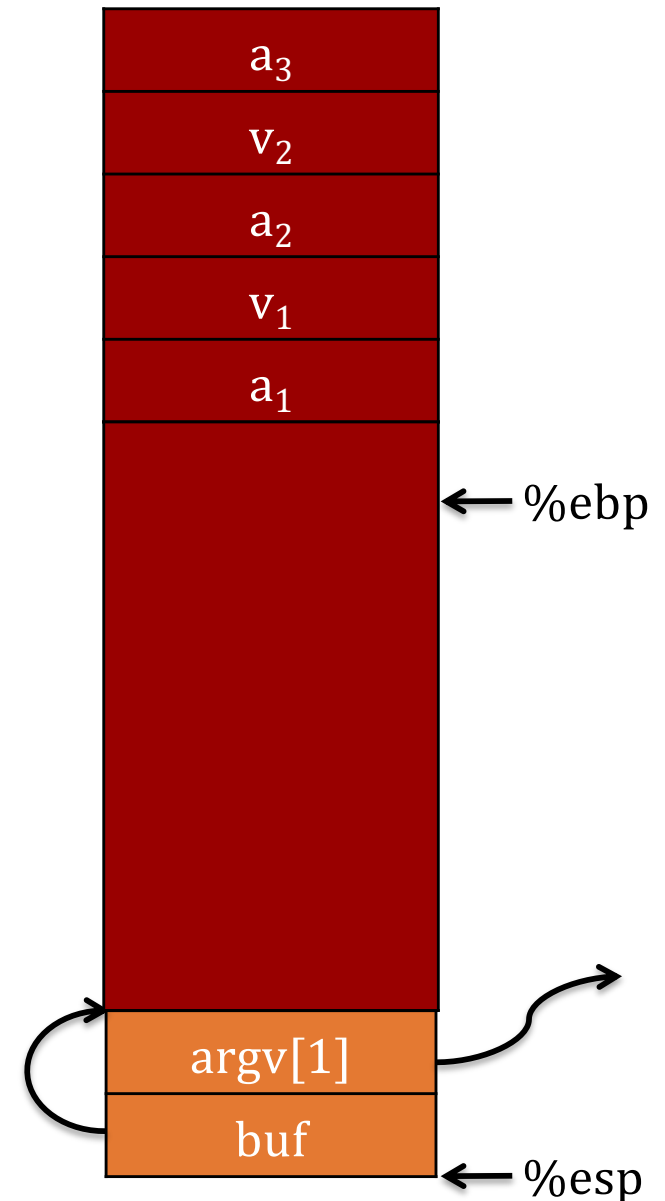


Return-Oriented Programming (ROP)

$\text{Mem}[v2] = v1$

Desired *Shellcode*

a_1 : pop eax; ret
 a_2 : pop ebx; ret
 a_3 : mov [ebx], eax



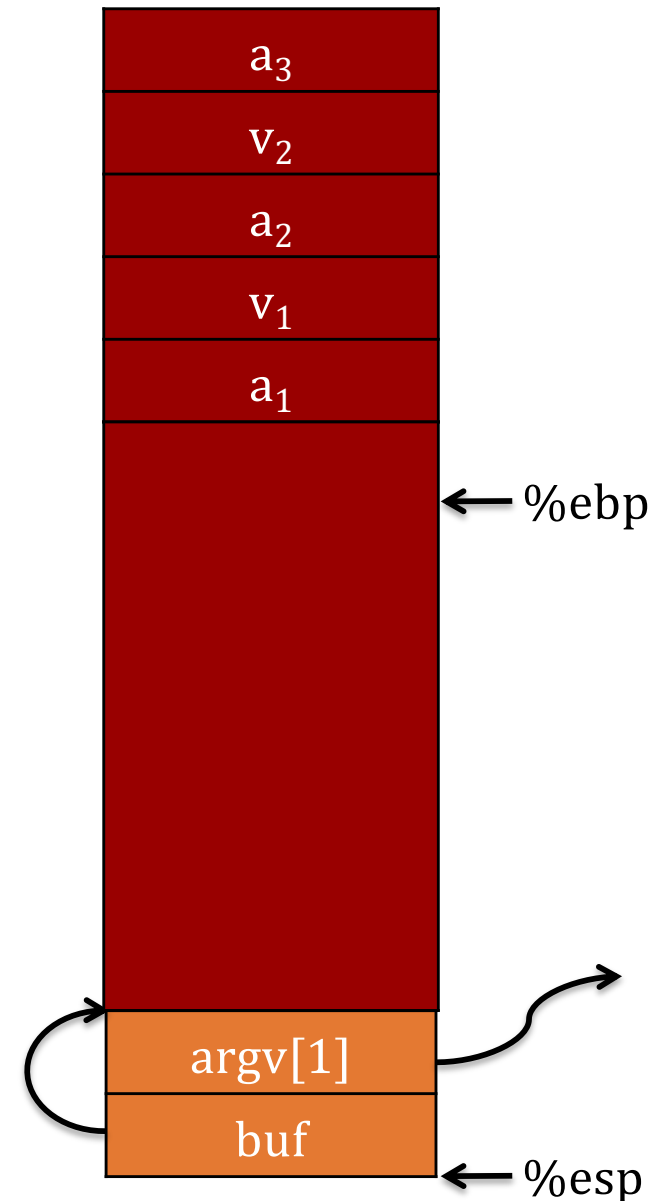
Return-Oriented Programming (ROP)

Mem[v2] = v1

Desired *Shellcode*

a₁: pop eax; ret
a₂: pop ebx; ret
a₃: mov [ebx], eax

Desired store executed!



Finding Gadgets

- How do we build a complete exploit from available code?
 - ▶ Must find gadgets in that code
- How do you think one finds *all* the gadgets in a code region?

Finding Gadgets

- How do we build a complete exploit from available code?
 - ▶ Must find gadgets in that code
- How do you think one finds *all* the gadgets in a code region?
 - ▶ Find sequence of instructions until a "ret" is reached
 - ▶ Find "a, b, c, ret" – where a, b, and c are other instructions

Finding Gadgets

- How do we build a complete exploit from available code?
 - ▶ Must find the gadgets that are available in that code
- How do you think one finds *all* the gadgets in a code region?
 - ▶ Start from a “ret” byte “0xc3” at any memory location and work backwards to find the longest *useful* sequence of instructions for a gadget
 - ▶ Find “a, b, c, ret” – find “c, ret”, then “b, c, ret”, then...

Expressability

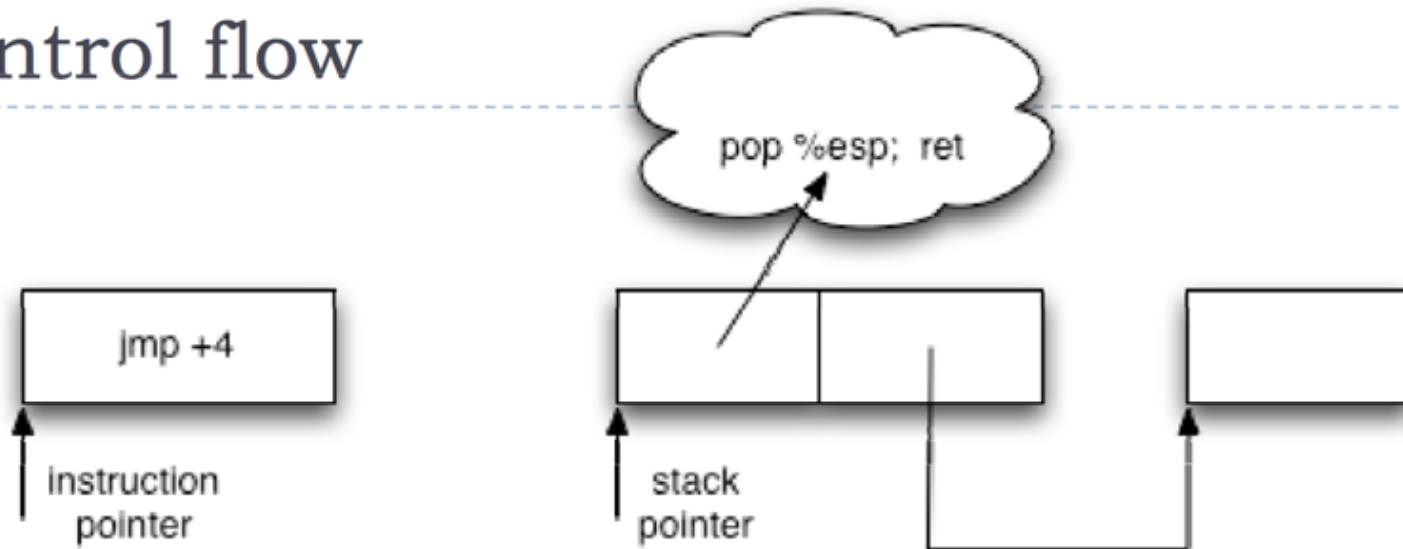
- What **can we do** with return-oriented programming?
 - ▶ Anything any other program can do
 - ▶ How do we know?

Expressability

- What can we do with return-oriented programming?
 - ▶ Anything any other program can do
 - ▶ How do we know? **Turing completeness**
- A **language is Turing complete** if it has (loosely)
 - ▶ Conditional branching
 - ▶ Can change memory arbitrarily
- Both are possible with ROP

Expressability

Control flow



- Cause a control flow change by popping a value from the stack into %esp
 - Executing from that location going forward

Conclusions

- New defenses make code injection impractical
 - Especially **DEP/NX** (e.g., non-executable stack)
- Another attack option for adversaries
 - **Return-oriented programming**: Use the code that is already there rather than injecting new code
- If there is enough code, ROP is just as powerful as code injection attacks
 - **Turing complete computation**
- More defenses are needed (later)

Quiz

```
void foo(char *input){  
    char buf[512];  
    ...  
    strcpy (buf, input);  
    return;  
}
```

a_1 : add eax, 0x80; pop ebp; ret

a_2 : pop eax; ret



Known
Gadgets

Draw a stack diagram for a ROP exploit to pop a value **0xBBBBBBBB** into **eax** and add 80.

Quiz

```
void foo(char *input){  
    char buf[512];  
    ...  
    strcpy (buf, input);  
    return;  
}
```

a_1 : add eax, 0x80; pop ebp; ret

a_2 : pop eax; ret

Stack: a_2 ; a_1

Draw a stack diagram for a ROP exploit to pop a value **0xBBBBBBBB** into **eax** and add 80.

Known
Gadgets

Quiz

a₁: pop ebx; ret
a₂: pop eax; ret
a₃: mov eax, (ebx); ret
a₄: mov ebx, (eax); ret
a₅: add eax, (ebx); ret
a₆: push ebx; ret
a₇: pop esp; ret

Known
Gadgets

Draw a stack diagram for a ROP exploit to store the value **0xBBBBBBBB** into address **0xAAAAAAAA**.

Quiz

a₁: pop ebx; ret
a₂: pop eax; ret
a₃: mov eax, (ebx); ret
a₄: mov ebx, (eax); ret
a₅: add eax, (ebx); ret
a₆: push ebx; ret
a₇: pop esp; ret

Known
Gadgets

Draw a stack diagram for a ROP exploit to store the value **0xBBBBBBBB+1** into address **0xAAAAAAAA**

Quiz

a₁: pop ebx; ret
a₂: pop eax; ret
a₃: mov eax, (ebx); ret
a₄: mov ebx, (eax); ret
a₅: add eax, (ebx); ret
a₆: push ebx; ret
a₇: pop esp; ret

Known
Gadgets

Draw a stack diagram for a ROP exploit to store the value **0xBBBBBBBB+1** into address **0xAAAAAAAA** - **then execute from 0xBBBBBBBB+1**

Questions

